# 10x10ft Black Steel Frame Canopy w/ Full Wall & 2 Half Side Walls

**TEMPLATE KEY**
- BLEED AREA
- FINISHED SIZE
- SAFE AREA

**Art must be vector**
**All fonts must be outlined**

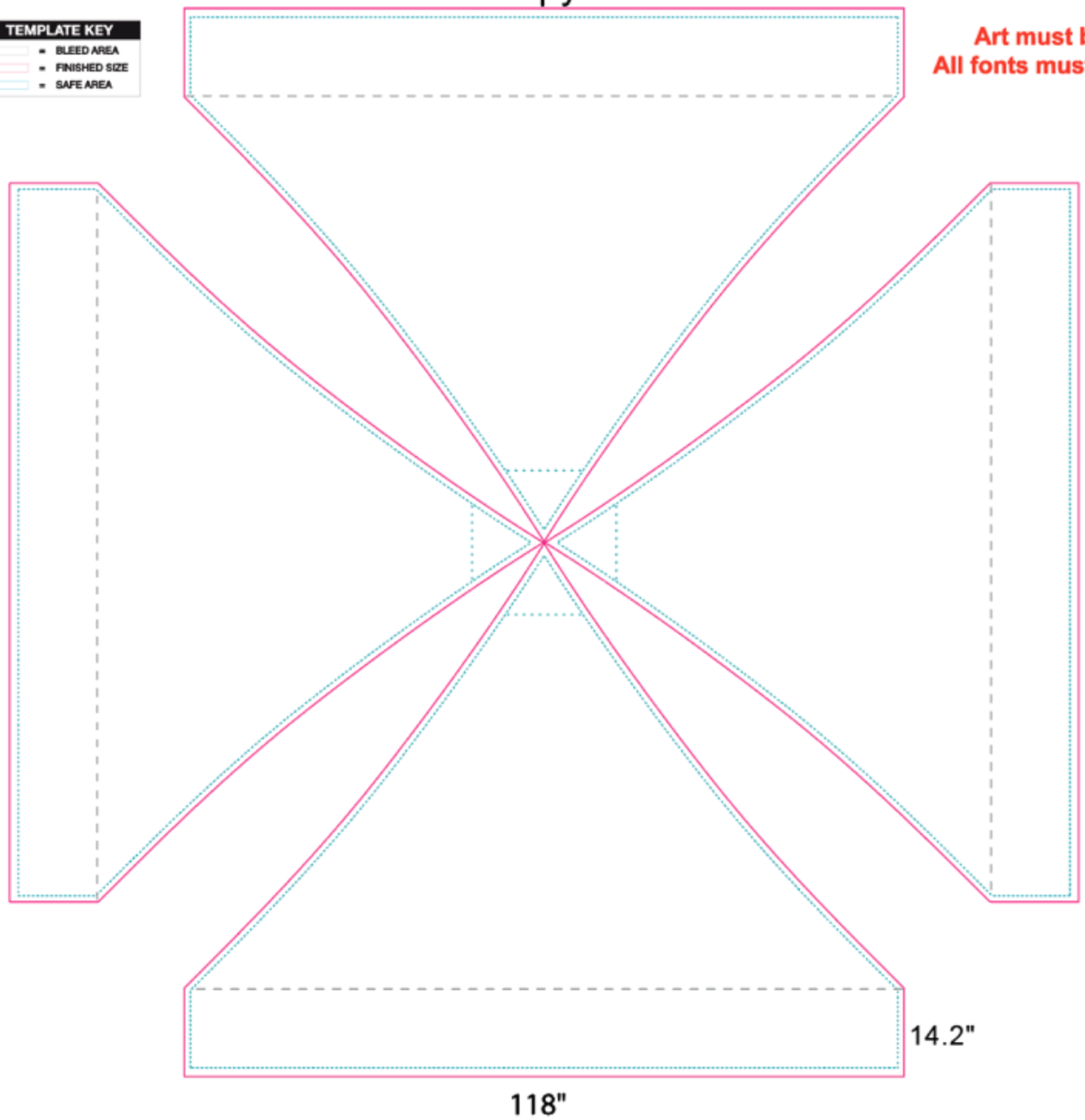


Side Half Wall Outside

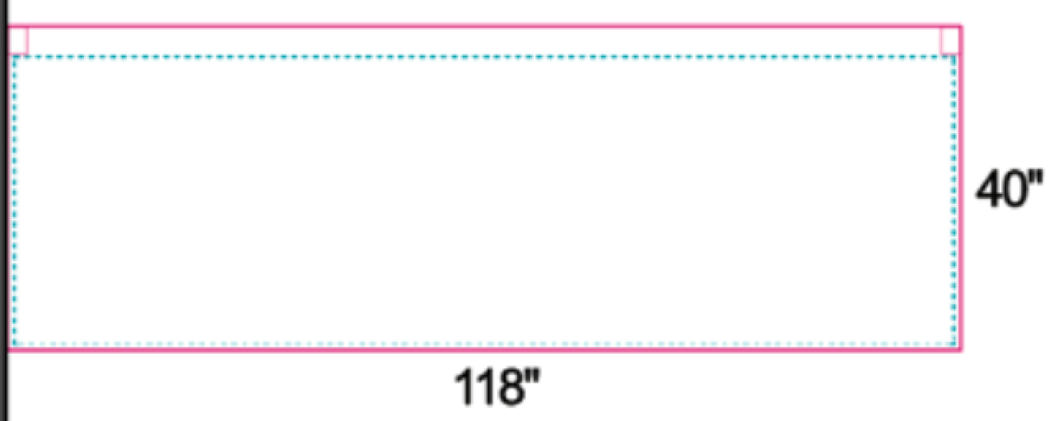


Side Half Wall Outside




Back Full Wall Inside

Artwork template

# Custom Event Tent

## 10 x 10 ft printed canopy + frame

| | |
|---|---|
| **SKU** | SPP-TENT-10X10-C |
| **Finished flat size** | 118 x 142 in |
| **Red line** | cut line — this is where the finished product is cut |
| **Blue line** | safety line — keep logos and type inside it |
| **Layout note** | 10x10 ft black steel frame canopy w/ full wall & 2 half side walls - vector art, fonts outlined |
| **Template scale** | 100% (full size) |

1. Build artwork on page 1 at 100% scale, following the layout labels on the template.
2. Supply files at 150 dpi at final size and extend the background past the red cut line.
3. Convert type to outlines and delete the guide layer before sending.
4. Upload the print-ready PDF with your order at solidpromoprints.com.

Our team confirms a final proof before anything goes to press.